



SAPIENZA
UNIVERSITÀ DI ROMA

Modal Characterization of the Plasmonic Slot Waveguide Using COMSOL Multiphysics

F. Frezza¹, P. Nocito², and E. Stoja¹

¹Dept. of Information Engineering, Electronics and Telecommunications
Sapienza University of Rome, Rome, Italy

²Communication Department, Istituto Superiore per le Comunicazioni
Ministry of Economic Development, Rome, Italy

COMSOL Conference 2011 Stuttgart

Outline

Introduction

Plasmonic Slot Waveguide

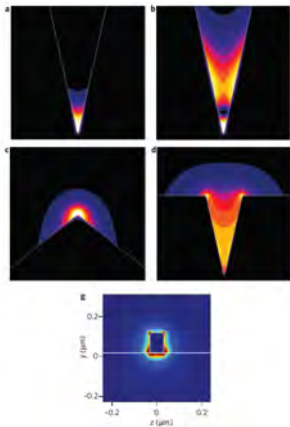
Mode Properties and Simulation Setup

Results and Discussion

Summary

Introduction

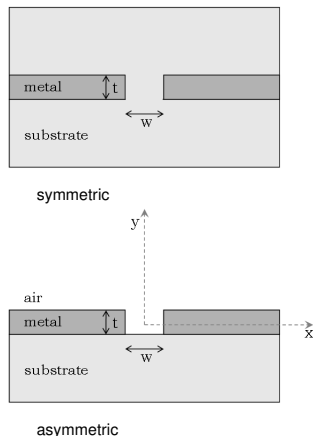
- ▶ Integrated photonic circuits require guiding structures that support highly confined modes
- ▶ Plasmonic waveguides offer a subwavelength mode confinement
- ▶ Several types of guiding structures have been proposed
- ▶ A good confinement is related to high losses



Gramotnev et al., Nat. Photon. 4, 83-91, (2010)

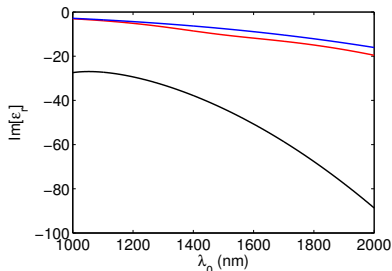
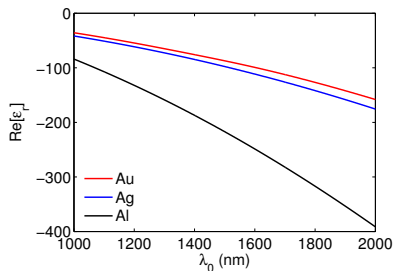
The Plasmonic Slot Waveguide

- ▶ Similar to the microwave slotline, but metals have a plasmonic response at optical frequencies
- ▶ Subwavelength confinement over a large frequency range
- ▶ Symmetric and asymmetric configurations
- ▶ The fundamental mode is quasi-TEM
 - ▶ Symmetric: always bound
 - ▶ Asymmetric: becomes leaky on certain conditions
- ▶ No higher-order bound modes (subwavelength slot)



Waveguide parameters and metal dispersion

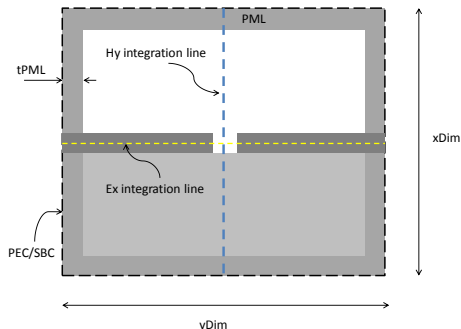
- ▶ Wavelength range of interest: from 1 μm to 2 μm
- ▶ Substrate: silica, $n = 1.44$
- ▶ Fixed metal film thickness, $t = 50 \text{ nm}$
- ▶ Metal: gold, silver and aluminium
- ▶ Drude-Lorentz model for the metal dispersion



Rakic et al., Appl. Opt. 37, 5271-5283, 1998.

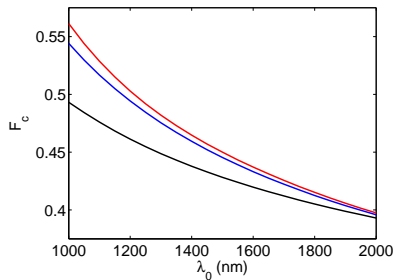
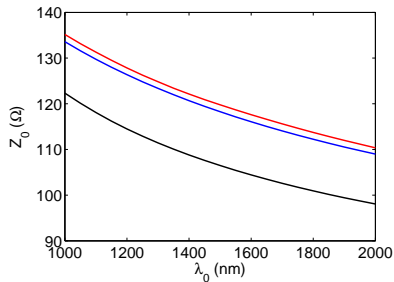
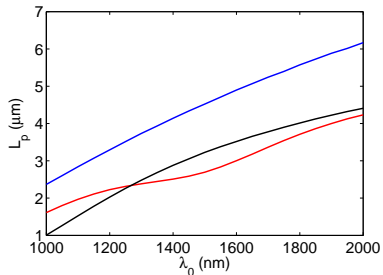
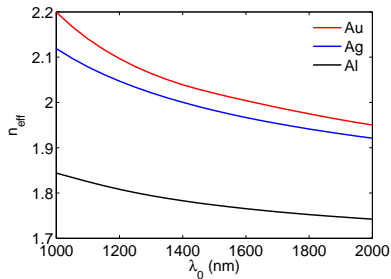
Mode Characterization and Simulation Setup

- ▶ **Mode Analysis** to determine the propagation modes
- ▶ Mode properties:
 - ▶ Effective refractive index
 - ▶ Propagation length
 - ▶ Mode confinement factor
 - ▶ Equivalent characteristic impedance (bound only)
- ▶ Perfectly Matched Layers used only for leaky modes

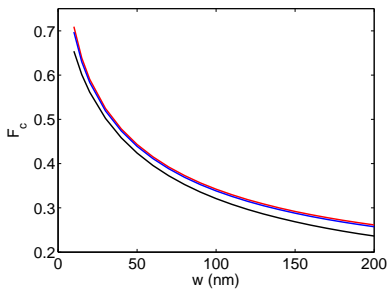
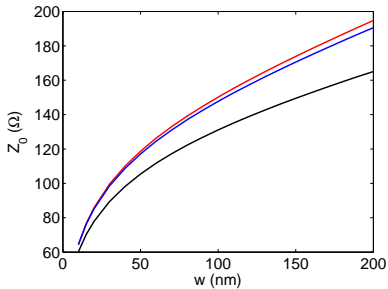
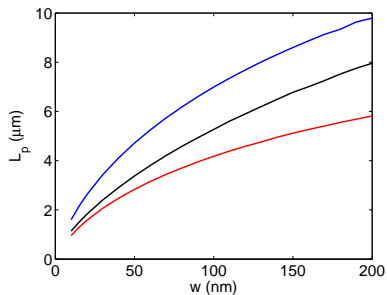
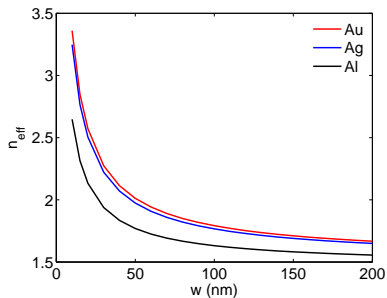


Cai et al., Adv. Mat. 22, 5120-5124, 2010.

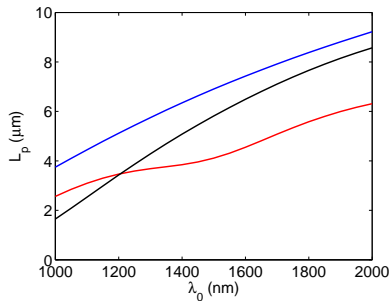
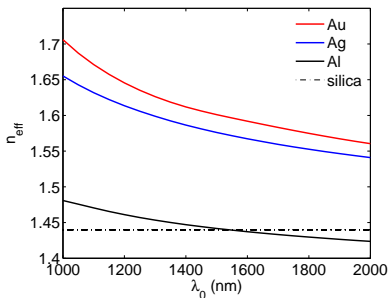
Results: symmetric, $w = 50 \text{ nm}$, λ_0 dispersion



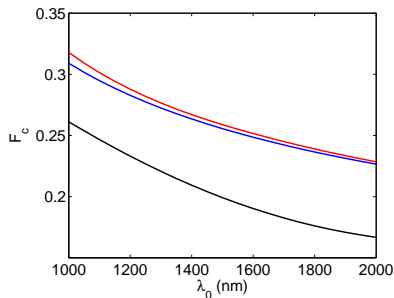
Results: symmetric, $\lambda_0 = 1.55\mu m$, w dispersion



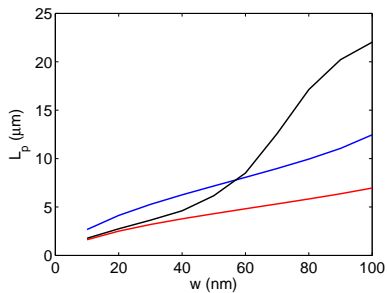
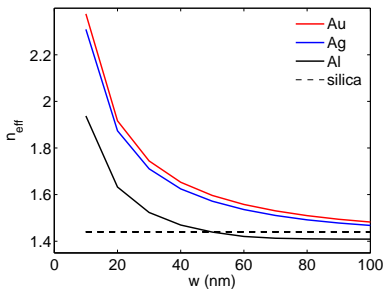
Results: asymmetric, $w = 50 \text{ nm}$, λ_0 dispersion



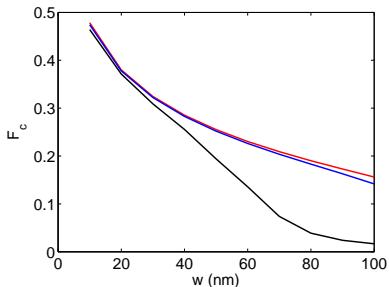
- ▶ The mode is bound for silver and gold
- ▶ For aluminium, becomes leaky into the substrate at $\lambda_0 \approx 1.5 \mu\text{m}$



Results: asymmetric, $\lambda_0 = 1.55\mu m$, w dispersion



- ▶ In each case exists a cutoff
- ▶ Analysis limited to $w \leq 100$ nm
- ▶ For high leakage the model must be improved (PML reflections)



Summary

- ▶ The study of the fundamental mode properties shows that, by properly choosing the metal and waveguide geometry, specific mode properties can be obtained
- ▶ COMSOL Multiphysics offers a fast and accurate means to determine the mode properties of bound guided modes
- ▶ A better model for the study of leaky modes must be developed